

Welcome to the Finlandia Interactive Enrollment Report (still in development)

Version 2.0

The report is interactive and consist of 6 views: Enrollment, Demographics, Unduplicated Headcount, Degrees Conferred, Graduation Rates, and Retention Rates. Access to these views can be found on the Landing Page.

The Enrollment, Demographics, and Unduplicated Headcount can be filtered via the following fields: **School, Major, Athletic Status, and Term**. Degrees Conferred page can be filtered by **date range**. The Graduation Rates and Retention Rates can be filtered by **School, Race/Ethnicity, and Gender Classification**. All pages reflect data from Fall 2010 to the current term. All data is classified under the current institutional structure. You may apply more than one filter at a time. Hold down the **ctrl+** key when selecting more than one data point at a time. Click the Finlandia logo at any time (on the top left of each page) to quickly reset/clear all applied filters/selections. In order to return to the Landing Page, click the icon on the top of the screen next to the **Last Refresh Date**.

Source: EMPOWER

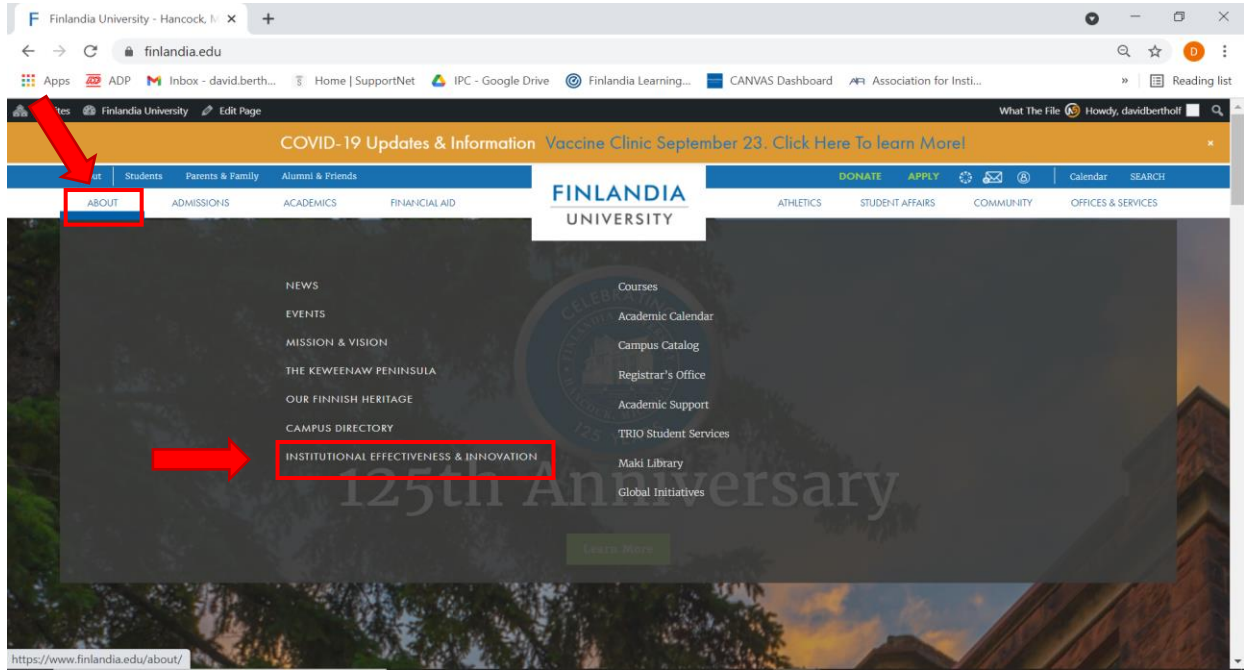
Update frequency: TBD

All data internal, collected and compiled through Finlandia services, tools, faculty and staff is the property of Finlandia University. All Finlandia community members are charged with appropriate use and safety of University Data. This applies to all formats and all source locations.

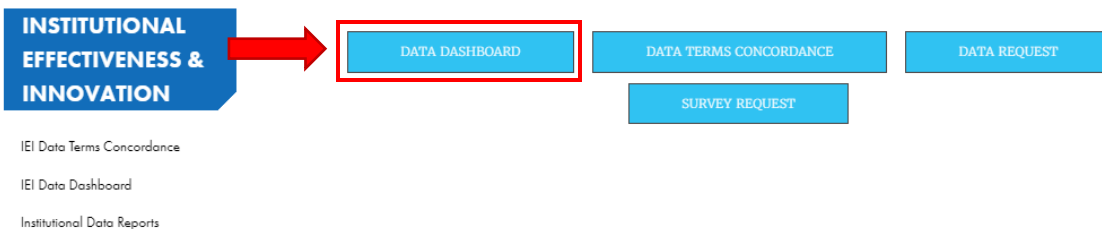
For any questions, comments, suggestions or general feedback regarding the Interactive Enrollment Report, you may submit your feedback [HERE](#)

How to find the Interactive Enrollment Report

1. Navigate to [Finlandia.edu](https://finlandia.edu)
2. Select **ABOUT** → **INSTITUTIONAL EFFECTIVENESS & INNOVATION**
3. You may also find the link under Offices & Services tab to the far right




4. Next, select **IEI DATA DASHBOARD** – [CLICK HERE](#) (This will require authorized access. You will need to use your same login information as your computer to access. If you are remote you will need to be on the VPN)



****If you were unable to access, please email Jordan Shawhan (jordan.shawhan@finlandia.edu) or David Bertholf (david.bertholf@finlandia.edu) for assistance****

For any questions, comments, suggestions or general feedback regarding the Interactive Enrollment Report, you may submit your feedback [HERE](#)

Interactive Enrollment Dashboard Other Helpful Information:

1. The  **Logo** will allow you to clear **ALL SELECTED FILTERS** upon clicking. This will reset your page to the original landing view.
2. The **LAST REFRESH** date, shows you the last time the report was refreshed. (*Refresh cycle TBD at this time*) This time stamp can be found on the report **Landing Page**
3. Use the Landing Page to Navigate the different views. Return the Landing Page or use the navigation tools at the top of each view, to switch to another view.
4. You may interact with any data point that is displayed.
5. Hovering over an item will display the data labels if they are not shown.

LANDING PAGE



Welcome to the **Finlandia Interactive Enrollment Report** (still in development)

The report is interactive and consist of 6 views: Enrollment Details, Demographics (Snapshot), Unduplicated Headcount, Degrees Conferred, Graduation Rates, and Retention Rates.

The Enrollment Details, Demographics (Snapshot), and Unduplicated Headcount can be filtered via the following fields: School, Major, and Term. All pages reflect data from Fall 2010 to the current term. All data is classified under the current institutional structure. **Hold down the ctrl+ key** when selecting more than one data point at a time. **Click the Finlandia logo** (on the top left of each page) to quickly reset/clear all applied filters/selections.

Source: **EMPOWER**

Update frequency: **TBD**

Interactive Enrollment Report

Date Last Refresh

10/26/2021 2:04:59 PM



Enrollment



Retention Rates



Unduplicated Headcount



Graduation Rates



Demographics



Degrees Conferred

All data internal, collected and compiled through Finlandia services, tools, faculty and staff is the property of Finlandia University. All Finlandia community members are charged with appropriate use and safety of University Data. This applies to all formats and all source locations.